

# FINELAWN

**Turf-Type Tall Fescue** *Elite*

**Finelawn Elite** is a new and improved, heat and disease resistant, tall fescue variety developed for superior turf quality across a wide area of adaptation. It is dark green in color, fine textured with excellent wear tolerance. **Finelawn Elite** exhibits a unique combination of traits including dense growth, improved turf quality and resistance to brown patch incited by *Rhizoctonia solani*.

**Finelawn Elite** is an endophyte enhanced tall fescue with >70% *Neotyphodium coenophialum* endophyte which provides resistance to a number of leaf and crown feeding insects and nematodes.

The presence of endophyte also contribute to improved biotic and abiotic stress tolerance, faster seed establishment, enhanced fall recovery and reduced summer weed invasion.

- Tied for 1st in mean turf quality in the 2001 NTEP Tall Fescue Test Progress Report No. 03-1
- Exhibits high quality turf performance
- Improved resistance to brown patch disease
- Exhibits improved resistance to leaf spot, pythium blight, and winter net blotch
- Recommended for permanent turf in full sun or partial shade
- Intended for home lawns, commercial sites, parks and golf course roughs
- Developed for the discriminating superintendent, landscaper and sports turf manager
- Utilized from the dry temperate climates of southern California to the hot and humid regions of the southeastern US
- Best utilized in grass seed mixtures maintained at a high height of cut with Kentucky bluegrass, perennial ryegrass, hard fescue, sheep fescue or strong creeping red fescue

**Variety Comparison**  
**NTEP**  
Progress Report NTEP 03-1  
**2001 National Tall Fescue Test**  
Turfgrass Quality Ratings 1-9, 9=Ideal

Variety	Rating
Falcon IV	6.1
Rebel 4	6.1
Justice	6.1
<b>Finelawn Elite</b>	<b>6.0</b>
Inferno	6.0
Avenger	6.0
Black Watch	6.0
KO1-WAF*	6.0
Davinci	6.0
2nd Millennium	6.0
Cochise III	6.0
Rebel Exeda	6.0
BEI*	6.0
*Varieties not yet commercially named	

LSD@.05=0.2

**SEEDING RATE:**  
**(new) 6-8 lbs./1000 sq. ft.**  
**(established) 2-3 lbs./1000**



2302 SE Creekview #6  
Ankeny IA 50021

(515)965-4425  
(515)965-4427 fax  
(800)810-1618 watts  
www.dftseed.com











# FINELAWN

## Turf-Type Tall Fescue *Elite*

**DESCRIPTION**

Finelawn Elite is a new and improved, heat and disease resistant, tall fescue variety developed for superior turf quality across a wide area of adaptation. It is dark green in color, fine textured with excellent wear tolerance. Finelawn Elite exhibits a unique combination of traits including dense growth, improved turf quality and resistance to brown patch incited by *Rhizoctonia solani*. Finelawn Elite is an endophyte enhanced tall fescue with >70% *Neotyphodium coenophialum* endophyte which provides resistance to a number of leaf and crown feeding insects and nematodes. The presence of endophyte also contribute to improved biotic and abiotic stress tolerance, faster seeding establishment, enhanced fall recover and reduced summer weed invasion.

**Turf Maintenance Characteristics**

Growth Habit	Estab. Rate days	LHC Tol. 1/2"	Mowing Freq.	Traffic Tol.	Thatch Prod.	Comp. Mix	N. Reg.	Shade Tol.	Cold Tol.	Drought Tol.	ET rate mm/day	Endo-phyte	Salinity Tol. mmhos
 Bunch	 Med. 14-21	Poor	 2x Week	 Very Good	Low-Med	Fair-Good	 Med 6 lbs*	 Very Good	 Very Good	 Excellent	 Very High >10	Yes >70%	 11 Good

*LHC=low height of cut, ET=evapotranspiration, N=nitrogen \*per 1,000 sq. ft; rates may increase or decrease based on location, soil type, irrigation practices, desired turf quality, humidity & other abiotic and biotic factors.*

**APPLICATION**

Finelawn Elite is recommended for permanent turf in full sun or partial shade, on home lawns, commercial sites, parks and golf course roughs. It was developed for the discriminating superintendent, landscaper and sports turf manager in a range of environments. Finelawn Elite is best utilized in grass seed mixtures maintained at a high height of cut with Kentucky bluegrass, perennial ryegrass, hard fescue, sheep fescue or strong creeping red fescue.

**PERFORMANCE**

Finelawn Elite tied for 1st in mean turf quality in the 2001 NTEP Tall Fescue Test Progress Report No. 03-1 conducted across 31 U.S. locations. Finelawn Elite exhibits high quality turf performance and improved resistance to brown patch disease the most limiting factor in tall fescue propagation in warm summer-humid continental and transitional-humid climates of the southern USA. Finelawn Elite tied for 1st in brown patch resistance across 6 test locations in the Coastal Plains and Mid Southern USA. It also exhibits improved resistance to leaf spot, pythium blight and winter net blotch.

**SEEDING**

**Date:** Spring and fall when soil temperatures are 60°F or higher. Turf type tall fescue is generally slow to tiller once germinated so higher soil temperatures and increasing photoperiod in spring or warm soils with decreasing photoperiod in the fall provide an optimal environment for seedling establishment.

**Rates:** 6-8 lbs/1000 sq. ft. on new seedings. 2-3 lbs/1000 sq. ft. on established turf. Seed count of Finelawn Elite is 229,000 seeds per pound and is dependent on the year of harvest, location of production and seed production practices.

**Depth:** Sow at 1/4 to 1/2 inches. Slice seeding of existing turf may require lowered mowing height or growth regulator to reduce canopy height of existing turf. This management practice enhances establishment of newly emerging tall fescues seedlings.

## CULTURAL PRACTICES

**Soil Preparation:** Prepare a firm seed bed free of clods, sticks, and vegetative debris. Seed should be in contact with soil. Tall fescues are best established in well drained soils, but will tolerate heavy soil conditions better than many other cool season grasses.

**pH:** Soil is best maintained at a neutral pH of 7.0. However, Finelawn Elite is adapted to a range of soil pH conditions and will perform relatively well in moderately acidic or alkaline soils.

**NPK requirement:** Finelawn Elite would be described as a medium to high user of fertilizer. In Northern regions 4-5 lbs. N/year; in transitional climates 5-7 lbs. N/year; southern regions 5-7 lbs. N/year with minimal utilization in summer months to discourage foliar turfgrass diseases such as brown patch. NPK ratios are generally recognized 5-1-3 with clippings retained on the turf.

**Water Use:** Tall fescue is recognized as a dehydration avoidant species (Beard, 1986) with improved drought tolerance. Tall fescue has an abundant deep and fibrous root mass which mines available subsoil moisture during stress periods. ET rate of >10 mm per day is highest among cool season turfgrass. Infrequent but heavy irrigation to stimulate deep subsoil root growth is recommended.

**Thatch Management:** Requires little thatch management. Only high N levels with minimal traffic pressure encourages thatch accumulation. Verticutting, lower mowing heights and dethatching are recommended for dormant sod or grass breaking dormancy in the spring. At any give dethatching, never remove more than 1/2 inch of thatch. If the thatch layer is greater than 1 inch, removal must be done over a period of years.

**Mowing height:** Finelawn Elite should be mowed at 1 1/2—3 inch.

**Weed Control:** From No. Carolina State University (NCSU) Pest Control Recommendations for Turfgrass Managers 2003. In established turf for post emergent broadleaf control 2,4-D and *dicamba* (Banvel). Spring pre-emergent control DCPA or *bensulide* (dacthal). Pre-emergent crabgrass and goosegrass control on established tall fescue with *pendimethalin* (Pre-M), *proflaminate* (Barricade), *oxadiazon+benefin*, or *oryzalin* (Surflan), *benefin* (Balan), siduron (Tupersan), *dithiopyr* (Dimension).

*\*All reference to pesticides, herbicides and fungicides whether a generic or named product is for general informational purposes only. Text reference is not intended as an endorsement nor does omission imply criticism. Always read and follow labeled instructions.*

## Variety Comparison NTEP

Progress Report NTEP 03-1

2001 National Tall Fescue Test

**Turf Quality** (LSD @ 0.05=0.2)  
1-9; 9=Ideal Turf

Variety	Rating
Falcon IV	6.1
Rebel 4	6.1
Justice	6.1
<b>Finelawn Elite</b>	<b>6.0</b>
Inferno	6.0
Avenger	6.0
Black Watch	6.0
KO1-WAF*	6.0
Davinci	6.0
2nd Millennium	6.0
Cochise III	6.0
Rebel Exeda	6.0
BEI*	6.0

\*Varieties not yet commercially named



2302 SE Creekview Ste #6  
Ankeny IA 50021

515-965-4425—phone  
515-965-4427—fax

800-810-1618—watts  
[www.dftseed.com](http://www.dftseed.com)